

2024 Year in Review: Lessons for the Coming Year



Charles Rossi, CPWA, CFP® | Chief Client Wealth Officer | Portfolio Manager

January 6, 2025

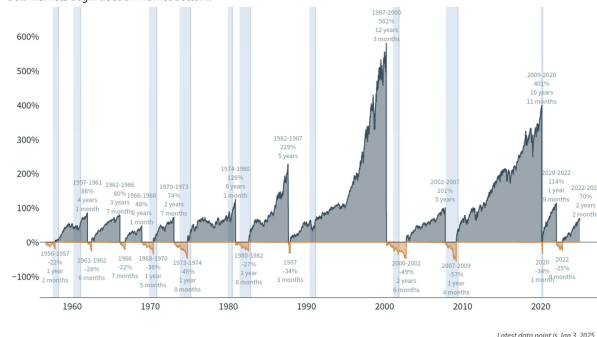
2024 was a year of unexpectedly strong market performance. Major stock market indices generated historic gains with the S&P 500 returning 25.0% with dividends, the Nasdaq 29.6%, and the Dow Jones Industrial Average 15.0%. This occurred despite concerns around inflation, recessions, Fed policy, and the presidential election. International stocks also performed well with emerging markets rising 8.1% and developed market stocks gaining 4.3%.

This past year underscores the importance of staying invested during periods of uncertainty. While trying to time the market or holding cash may often feel more comfortable, the opportunity cost of doing so is high. There is no doubt that 2025 will present similar challenges for investors, so working with a trusted advisor to build the right portfolio and financial plan will be even more important.

Market and Economic Chartbook | January 6, 2025

Stock Market Bull and Bear Cycles

S&P 500 price index since 1956 bear market with recessions shaded.
For the purposes of this chart, bear markets are 20% declines in price from prior peaks.
Bull markets begin at each market bottom.



Intelligent
Capitalworks

Source: Clearnomics,
Standard & Poor's
© 2025 Clearnomics, Inc.

The bull market reached its two year anniversary in 2024

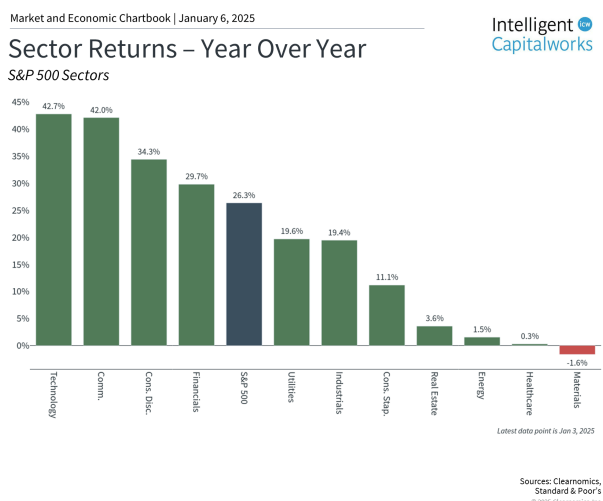
The S&P 500 reached 57 new all-time highs during 2024 and ended near all-time highs, although markets did pull back slightly at the end of December. This performance adds to the remarkable gains since the market bottom in late 2022 which, in hindsight, marked the beginning of the current bull market. The market has experienced the best two years of performance since the late 1990s, with the stock market gaining 57.8% across 2023 and 2024.

In fact, there were only two periods of heightened market volatility last year. This may be surprising given how nervous investors were throughout the year. These occurred in April and August when the market pulled back 5% or more due to concerns around inflation, the Fed, and tech stocks. However, each episode was followed by a sharp rebound.

The accompanying chart puts bull and bear market cycles in perspective. History shows that bear markets are unpleasant, but they tend to be brief compared to bull markets. While it's hard to say how long the current expansion will last, it's important for investors to position for the full cycle and not just for downturns.

Of note, policy rates did decline a full percentage point due to Fed rate cuts, despite longer-term interest rates remaining elevated. The 10-year Treasury yield, for instance, ended just under 4.6%, after fluctuating between 3.9% to 4.7% throughout the year. The overall bond market was slightly positive with a gain of only 1.3% due to these rate movements.

Most sectors experienced strong returns last year



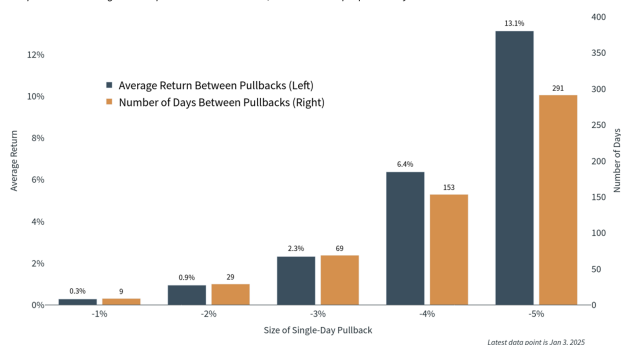
Markets did not just perform well at the broad index level - many sectors benefited from the strong positive trends as well. Markets have been driven by artificial intelligence and technology stocks over the past two years, and sectors such as Information Technology and Communication Services did outperform again. However, many other sectors experienced strong double-digit returns as well, including Consumer Discretionary, Financials, Utilities, Industrials, and Consumer Staples. In fact, the Financials sector was the best performing sector during the middle of the year.

This emphasizes the importance of diversifying across various parts of the market. It's difficult to predict which asset classes, sectors, and styles will outperform in any given calendar year. Having exposure to each of these areas in a diversified portfolio is often the best way to stay balanced.

Waiting for pullbacks can be counterproductive

Waiting for Pullbacks

The historical index returns missed by waiting for the next single-day pullback of each specified size using S&P 500 price returns since 1927, for illustrative purposes only



Sources: Clearnomics, Standard & Poor's
© 2025 Clearnomics, Inc.

With markets near all-time highs, it's natural for investors to wonder if they should "wait for a pullback." It is certainly true that markets never move up in a straight line, and there can be periods of volatility and short-term market declines.

The challenge is that these periods are difficult to predict and waiting for them can be counterproductive. Markets naturally achieve many new all-time highs during bull markets. And while there were two meaningful market swings this past year, major indices continued to achieve new highs throughout the year. Even when the market did pull back, it was at a higher level than where it began. In other words,

it would have been better to have simply been invested the whole time.

Of course, the past is no guarantee of the future. So, perhaps most importantly, the history of markets shows that there are always concerns that prevent investors from being fully committed to their portfolios and financial plans. 2025 will likely be no different, whether the concerns are over a Fed policy mistake, the high level of stock market valuations, the growing national debt, geopolitical conflicts, or completely new and unforeseen issues.

The bottom line? 2024 is a reminder that staying invested in a well-constructed portfolio is the best way to achieve long-term financial goals. These lessons will apply equally well in 2025 regardless of the challenges the new year may bring.

Intelligent Capitalworks is the tradename for ICW Investment Advisors LLC ("ICWIA"). ICW Investment Advisors LLC is registered as an investment adviser with the Securities and Exchange Commission (SEC) and only transacts business in states where it is properly registered, or is excluded or exempted from registration requirements. SEC registration does not constitute an endorsement of the firm by the Commission, nor does it indicate that the firm has attained a particular level of skill or ability.

This publication has been prepared for informational purposes only and is not an offer to buy or sell or a solicitation of an offer to buy or sell any securities, or to participate in any trading strategy.

ICWIA believes the information presented in this publication is factual and up-to-date, but does not guarantee its accuracy and you should not regard this publication as a complete and exhaustive analysis of the subjects discussed herein.

All opinions expressed reflect our judgment as of the date of publication and are subject to change. You should not construe the content of this publication as being personalized investment advice. You should engage a professional advisor before pursuing any of the investment ideas or implementing any of the strategies presented in this publication.

Past performance may not be indicative of future results. All investment strategies have the potential for profit or loss. Different types of investments involve varying degrees of risk, and there can be no assurance that any specific investment or strategy will be suitable or profitable for your portfolio. There can be no assurances that an investment or portfolio will match or outperform any particular benchmark.

Working with a financial advisor is not a guarantee of future financial success.

Always consult an attorney or tax professional regarding your specific legal or tax situation. ICWIA does not provide legal, tax, accounting, actuarial, or pension consulting advice or services.

Clearnomics® is the author this material and the legal entity responsible for the production of this publication.

Copyright (c) 2025 Clearnomics, Inc. All rights reserved. The information contained herein has been obtained from sources believed to be reliable, but is not necessarily complete and its accuracy cannot be guaranteed. No representation or warranty, express or implied, is made as to the fairness, accuracy, completeness, or correctness of the information and opinions contained herein. The views and the other information provided are subject to change without notice. All reports posted on or via www.clearnomics.com or any affiliated websites, applications, or services are issued without regard to the specific investment objectives, financial situation, or particular needs of any specific recipient and are not to be construed as a solicitation or an offer to buy or sell any securities or related financial instruments. Past performance is not necessarily a guide to future results. Company fundamentals and earnings may be mentioned occasionally, but should not be construed as a recommendation to buy, sell, or hold the company's stock. Predictions, forecasts, and estimates for any and all markets should not be construed as recommendations to buy, sell, or hold any security--including mutual funds, futures contracts, and exchange traded funds, or any similar instruments. The text, images, and other materials contained or displayed in this report are proprietary to Clearnomics, Inc. and constitute valuable intellectual property. All unauthorized reproduction or other use of material from Clearnomics, Inc. shall be deemed willful

infringement(s) of this copyright and other proprietary and intellectual property rights, including but not limited to, rights of privacy. Clearnomics, Inc. expressly reserves all rights in connection with its intellectual property, including without limitation the right to block the transfer of its products and services and/or to track usage thereof, through electronic tracking technology, and all other lawful means, now known or hereafter devised. Clearnomics, Inc. reserves the right, without further notice, to pursue to the fullest extent allowed by the law any and all criminal and civil remedies for the violation of its rights.

